

SNTA Specifications



Project Name: _____

Catalog Number: _____

Type: _____

Square Non Tapered Aluminum Pole

Pole Shaft

· Extruded from 6063 alloy aluminum tubing. Shaft is furnished with aluminum ground lug inside pole, opposite hand hole opening. Pole shaft includes a reinforced hand hole opening with cover. Center line of hand hole is 12" from base plate.

Base

· One-piece, high quality aluminum alloy casting for strength and durability. Base is circumferentially welded to pole shaft. Furnished with (4) flush mount vandal resistant anchor bolt covers. Consult factory for pole base templates.

· Base templates provided with order. Do not pre-pour.

Pole Cap

· Color-impregnated polymer snap-to-close pole cap provided in black.






Finish

· All poles are lightly shot-blasted prior to painting. A Quali-Guard® textured thermoset polyester powder coat is then applied to a minimum of 3 millimeters and then oven-baked at a temperature of 400 °F to promote exceptional adhesion and finish hardness. Pole finish is warranted for a full two (2) years.

Anchor Bolts

· Poles are provided with hot-dip galvanized anchor bolts, with a "J" bend on one end and two flat hex bolts end and two flat washers per bolt. Anchor bolts meet or exceed a minimum of 36,000 PSI. Anchor bolts conform to ASTM F1554 grade 36 and are provided.

Ordering Information

MODEL	SHAFT SIZE	GAUGE	HEIGHT	BASE	ANCHORAGE	MOUNTING	FINISH	OPTIONS
SNTA Square Non Tapered Aluminum	4S 4"X4"	125 .125" - 4" Pole Only up to 14 feet	10'	AKB Cast Aluminum Base	343 3/4" X 30"	S1 Single Bolt-On Arm 	BZ Bronze	GFI GFI Receptacle *Standard location is in hand hole
	5S 5"X5"	188 .188"	12'	CB Custom Base · Consult Factory		D2 Double 180° Bolt-On Arm 	BK Black	CUP Coupling *Specify size and location
		250 .250"	14'	Direct Burial *Consult Factory Note: CUP and/or HHC Options Required		D9 Double 90° Bolt-On Arm 	WH White	
			16'			T9 Triple 90° Bolt-On Arm 	SWH Smooth White	
			18'			QD Quad Bolt-On Arm 	GP Graphite	
			20'		Tenon Options	GY Grey		
					T238R 2 3/8"	SL Silver Metallic		
					T3R 3"	GN Tennis Green		
					T3.5R 3 1/2"	FG Forest Green		
					T4R 4"	CC Custom Color		
						ANO Anodized *No Paint		
						XX+ANO Powder Coat Paint Over Anodized		

* Consult Factory for EPA Data

***Consult factory for
EPA data.**

· CAUTION: If any additional stress such as flags, banners, streamers, ropes, or any other such items are added to poles, Visionaire Lighting's normal product guarantee is null and void. Additionally, adding such items to any pole may create severely hazardous conditions. Poles are calculated to withstand steady wind velocities of between 70 and 100 mph wind zones with a 1.3 gust factor depending on height, wall thickness, and width/ diameter. For an exact rating on a specific order, contact Visionaire directly.